



Congratulations!

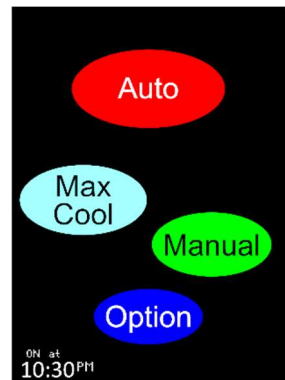
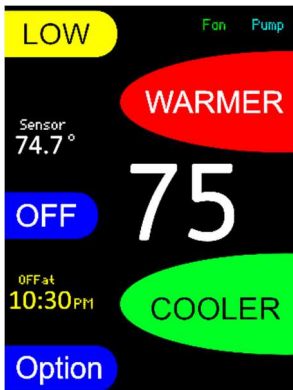
Thank you for choosing to upgrade your swamp cooler with Roadrunner Comfort. It's super easy to use, but check out this guide, you'll be glad you did.



Features:

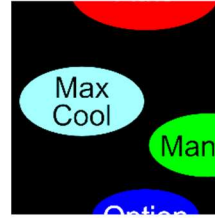
- *Color touchscreen control*
- *Regulates temperature of incoming air*
- *Scheduled turn-on and -off times*
- *Multi-year sensor battery life*
- *Manual control option*
- *Made in Los Ranchos*

When the cooler is **OFF**, it looks like this.

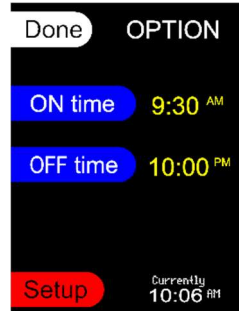


When **AUTO** is selected, it looks like this. This is your normal operating mode.


“Max Cool” (found on the OFF screen) runs your cooler on maximum cooling, fan and pump running full time.



To set automatic turn-ON and -OFF times, select **OPTION** to bring up this Option screen.



To RESET the controller, press the button on the side until you see the display briefly go blank. Reset SAVES your settings. **Try it first** if things don't seem to be working right.



To learn much more,
visitRoadrunnerComfort.com

info@roadrunnercomfort.com

Text/Voice: 978-578-6298

Made in Los Ranchos, New Mexico by Nangeroni Design