



Congratulations!

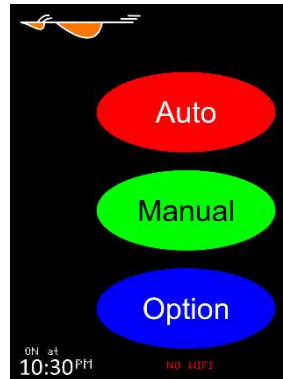
Thank you for choosing to upgrade your swamp cooler with Roadrunner Comfort. It's super easy to use, but check out this guide, you'll be glad you did.



Features:

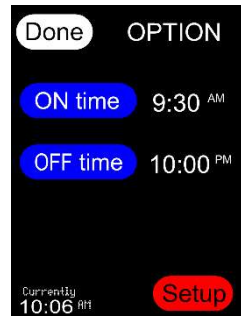
- Controls temperature of incoming air
- Scheduled turn-on and -off times
- 5+ year sensor battery life
- Color touchscreen control
- Manual control option
- iPhone remote control (at home only)
- Made in Los Ranchos

When the cooler is **OFF**, it looks like this.




When the cooler is **ON**, it looks like this.

To change the FAN SPEED or set automatic turn-ON and -OFF times, select **OPTION** to bring up this Option screen.



To RESET the controller, press the button on the side until you see the display briefly go blank. Reset does NOT erase your settings, and is the first thing to try if things aren't working right.



To get the iPhone Remote Control App, download "RoadrunnerComfort" from the App Store.

NOTE: For your security, the remote control works only on your home wifi.



To learn much more, visit
RoadrunnerComfort.com

info@roadrunnercomfort.com

Text/Voice: 978-578-6298

Made in Los Ranchos, New Mexico by Nangeroni Design