



# Congratulations!

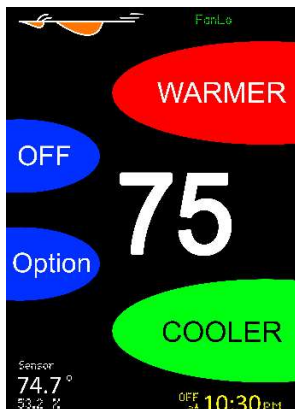
Thank you for choosing to upgrade your swamp cooler with Roadrunner Comfort. It's super easy to use, but check out this guide, you'll be glad you did.



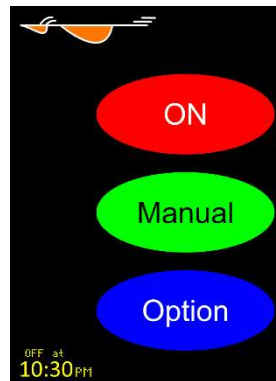
### Features:

- Controls temperature of incoming air
- Scheduled turn-on and -off times
- 5+ year sensor battery life
- Color touchscreen control
- Manual control option
- iPhone remote control (local wifi)
- Made in Los Ranchos

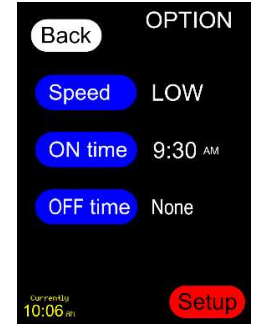
When the cooler is OFF, it looks like this.




When the cooler is ON, it looks like this.



To change the FAN SPEED or set automatic turn-ON and -OFF times, select **OPTION** to bring up this Option screen.



To RESET the controller, press the button on the side until you see the display briefly go blank. Reset does NOT erase your settings.



To get the iPhone Remote Control App, download "RoadrunnerComfort" from the App Store.

NOTE: For your security, the remote control works only on your home wifi.



## To learn more, visit [RoadrunnerComfort.com](http://RoadrunnerComfort.com)

info@roadrunnercomfort.com

Text/Voice: 978-578-6298

Made in Los Ranchos, New Mexico by Nangeroni Design